

The 78MS, 23.90M Classic Steel Schooner (CE Certified)

The new 23.90m is a classic steel schooner that has an elegant and everlasting design. She is a full displacement yacht with unequalled seaworthiness and reliability.

The 23.90m is a serious blue water vessel both for the commercial and private yacht owners.

Outline Specification

Principal Dimensions:

Length Overall (excluding bowsprit)...23.90m
Length Waterline.....20.70m
Breadth..... 7.50m
Draught Maximum.....2.60m

Tank capacities:

Diesel Fuel...8000 lt
Fresh Water..9000 lt
Waste.....8000 lt

Accommodation

Four twin and two triple bed guest cabins.
Captain's cabin and Crew's cabin with separate bathrooms.

Construction

International marine grade steel hull and superstructure with three watertight bulkheads
Built-in tanks for fuel, water and waste
All steel to be grit blasted and epoxy coated as per specific uses of sections

Deck

Iroco (African teak) decks and cabin tops on marine plywood and heat insulation
Steel bowsprit with iroco top
DATA Hydraulic windlass with two 150 kg. anchors and 14mm. calibrated and galvanized chains (2 x 110m)
Stainless Steel Stanchions on both sides
Stainless Steel Boarding ladder with iroco steps
Gangway with Stainless Steel fittings and stanchions
Steel davits with Stainless Steel heads, 500 kg capacity
DATA Hydraulic Steering system with steering position at aft cockpit
Two electric Capstans, 24V.dc.
All deck insulations DOW high density styrofoam & rockwool

Rigging and Sails

Classic Staysail schooner rigging

Two steel masts and mahogany booms. (Aluminum booms optional extra)
Stainless Steel standing rigging with 10 mm Stainless Steel rigging wires,
Stainless Steel goosenecks, turnbuckles, shackles, timbles, terminals and rigging screws.
One main sail, one mizzen sail, one fisherman, one jib and one staysail, totally
approximately 300 sq.m.
Four self-tailing HARKEN winches.

Interiors

All cabin walls fire-proof steel panels in conformity with SOLAS regulations
All doors mahogany and mahogany marine plywood
Ceiling lights, High density foam beds, lockers and drawers as necessary
Two portholes in each cabin
All saloon and cabin furniture mahogany
All interior insulations rockwool

Galley

Stainless Steel electric, cooker and oven, Stainless Steel sink, natural marble counters,
lockers, and drawers as necessary
SIEMENS or similar one 220 V refrigerator, one 220 V deepfreezer, one 220 V
dishwasher and one KALE icemaker.

Engine and Drive System

One 360 HP IVECO Marine Diesel Engine with 4:1 hydraulic gearbox.
Bronze propeller, 90 mm SS shaft, steel sterntube, bronze stern glands and all necessary
attachments.
Two steering positions inside & outside.
SIDE POWER 285 TC Bow propeller. (optional extra)

Electrical System

Generator 27 kW, KOHLER, with sound insulation cabin
24 Volt electrical system
8 marine batteries
Automatic Inverter/Battery charger
220 Volt shore supply connection
CLIMMAX Air conditioning in all cabins, crew quarters (optional extra)

Domestic & Sanitary Systems

Pressure water system 24 V with pressure tank
220 V waste disposal system
Pressurized hot and cold fresh water system in all bathrooms and galley
Electric ceramic heads
Holding tanks fore and aft for waste
Marble counters and ceramic sinks in all wash basins.
Electric water heating system with 60 lt boiler

Navigation and Safety

Magnetic compass PLASTIMO 105 OFFSHORE
RAYMARINE C120 Radar & chartplotter (optional extra)
RAYMARINE Windspeed
VHF, ICOM – M402
Echosounder & Speed Log, RAYMARINE – TRIDATA ST60
Thermometer and barometer
Standard SOLAS Navigation lights
Two horseshoe buoys with warning lights
SOLAS Life jackets as per capacity
Automatic Inflatable Liferaft (optional extra)
Fire pump and fire piping with deck firehose
Automatic fire extinguishing system at engine room
Portable fire extinguishers for salon, galley, cabins and corridors

Painting

Varnished mahogany parts of interior and exterior.
Vinyl leather coated ceilings and bathrooms.
White polyurethane painted hull sides.
Two layers of epoxy undercoat and two layers of antifouling at hull underwater.

23.90 M. CLASSIC SCHOONER

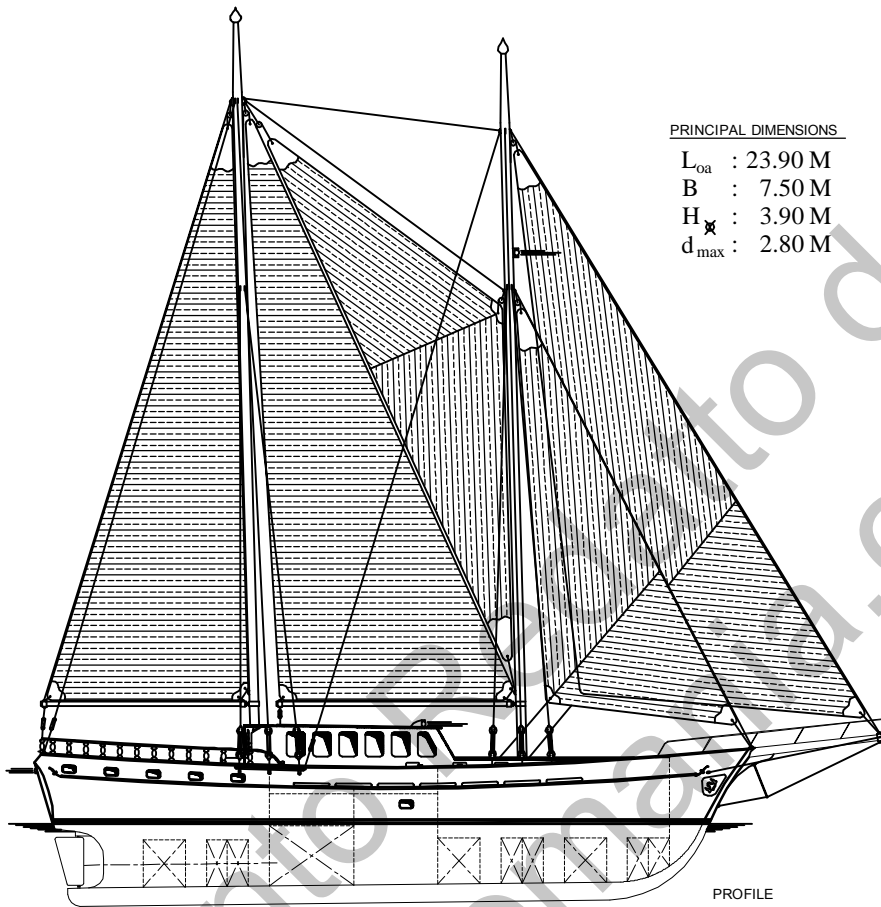
PRINCIPAL DIMENSIONS

L_{oa} : 23.90 M

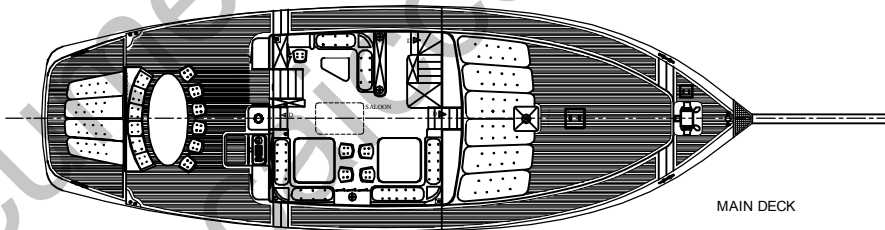
B : 7.50 M

H_x : 3.90 M

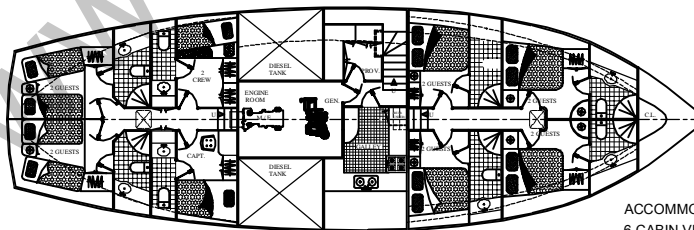
d_{max} : 2.80 M



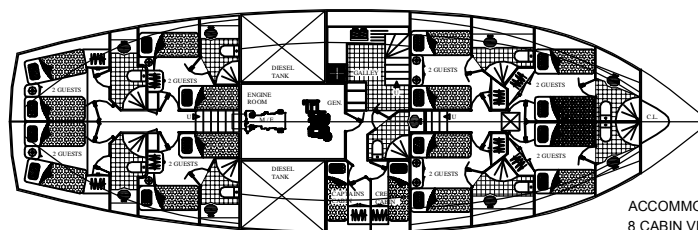
PROFILE



MAIN DECK



ACCOMMODATION DECK
6 CABIN VERSION



ACCOMMODATION DECK
8 CABIN VERSION

